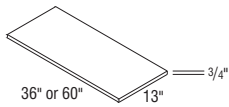


Exterior Shelves

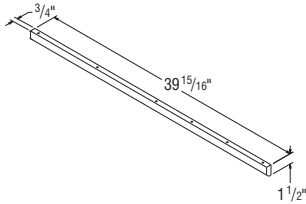


WSS36 (2/ctn.)
WSS60 (2/ctn.)

Shelf	Description	Size (T x W x D)	Edge Finish	Color Side 1	Color Side 2	Finish
WSS36	Wall System Shelves	3/4" x 36" x 13"	1 Long	Exterior	Exterior	Veneer
WSS60	Wall System Shelves	3/4" x 60" x 13"	1 Long	Exterior	Exterior	Veneer

Bookshelf Kit

NOTES ✓



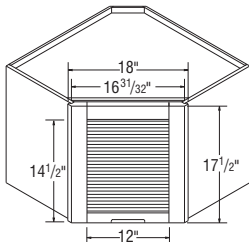
BKSHELFKIT*

*Order under door style number.

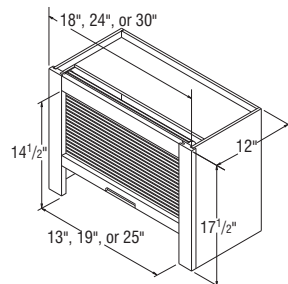
- ▶ Recommended for use with Bookcase units where loads on shelves will exceed over 60 lbs.
- ▶ One Shelf Kit required per shelf.
- ▶ When ordered in a Rustic Birch style, will not feature rustic characteristics.

Appliance Centers (Under Wall Cabinet Accessory)

NOTES ✓



Diagonal
AC2417.5



Straight
ACS1817.5
ACS2417.5
ACS3017.5

- ▶ AC2417.5 is designed to be used between countertop and Diagonal Wall cabinet.
- ▶ AC2417.5 opening – 12" W x 14 1/2" H.
- ▶ ACS1817.5 opening – 13" W x 14 1/2" H.
- ▶ ACS2417.5 opening – 19" W x 14 1/2" H.
- ▶ ACS3017.5 opening – 25" W x 14 1/2" H.

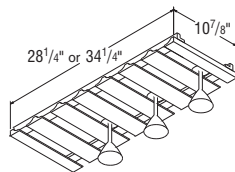


NOTES ✓

- ▶ Designed to be mounted underneath a standard Wall cabinet.
- ▶ SGH30 holds 7 rows.
- ▶ SGH36 holds 9 rows.



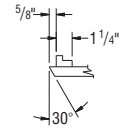
Stem Glass Holders (Under Wall Cabinet Accessory)



SGH30
SGH36



Side View

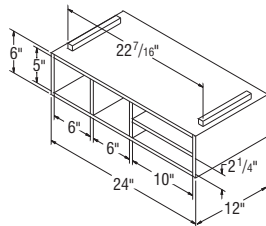


NOTES ✓

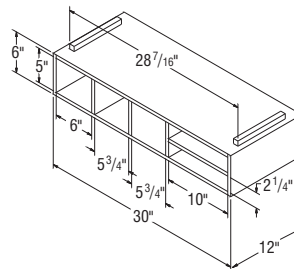
- ▶ Designed to mount underneath Wall cabinet.
- ▶ Top, bottom, and sides are finished.



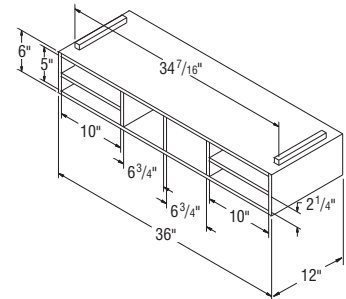
Organizer Shelves (Under Wall Cabinet Accessory)



ORG24



ORG30



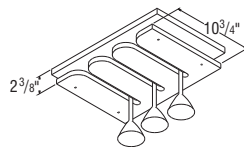
ORG36

NOTES ✓

- ▶ One 3/4" thick matching Aristex™ shelf mounted to each Stem Glass Holder.
- ▶ Stem Glass Holder is installed by placing shelf in position with included shelf clips.
- ▶ SGH18 fits 18" wide Wall cabinets.
- ▶ SGH21 fits 21" wide Wall cabinets.

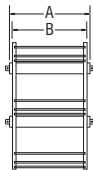
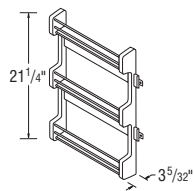


Stem Glass Holders (Wall Open Cabinet Accessory)



SGH18
SGH21

Wall Spice Racks (Wall Cabinet Accessory)



SRD15
SRD18
SRD21

Model	Recommended	A Dimension	B Dimension
SRD15	15" or 30" wide	10 1/2"	9 1/2" wide
SRD18	18" or 36" wide	13 1/2"	12 1/2" wide
SRD21	21" or 42" wide	16 1/2"	15 1/2" wide

NOTES ✓

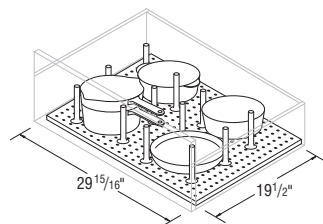
- ▶ Natural wood finish with chrome bars.
- ▶ Designed for Wall cabinets (30", 36", and 42" high), Base cabinets, Utility cabinets, and Linen Closet cabinets. Make sure to avoid interference with Roll Trays, full depth shelves, or other interior cabinet accessories.
- ▶ Mounts to door frame with provided screws.
- ▶ Order under style #010.

DESIGN SOLUTIONS

- ▶ Great for use in the bathroom to hold vitamins, medications, etc.



Pegged Dish Organizer (Drawer Accessory)



PDO



PDOPOSTS

NOTES ✓

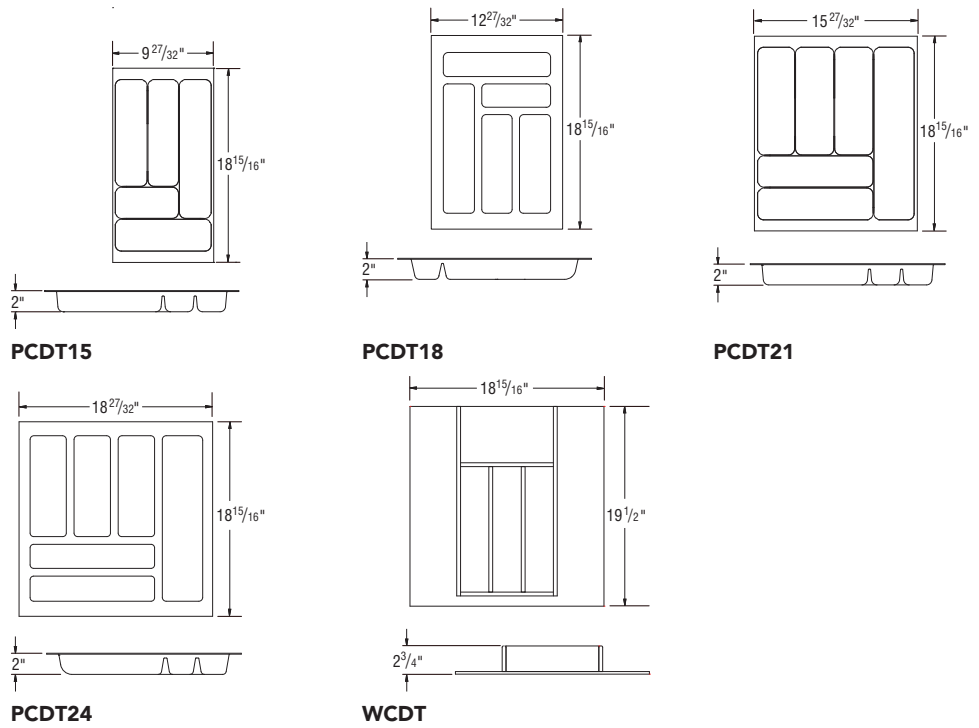
- ▶ PDO includes 8 wooden posts and board.
- ▶ PDOPOSTS includes 4 wooden posts.
- ▶ Pegged board is 3/8" thick.
- ▶ Recommended for use in DB36, DB36-4, DBFP36, and DBFP36-4. Pegged board can be trimmed for use in smaller applications.
- ▶ Order under style #010.



Wood and Plastic Cutlery Tray *New*

NOTES ✓

- ▶ Place a cabinet with a PCDT or WCDT next to the dishwasher for convenience.
- ▶ PCDT - plastic.
- ▶ WCDT - wood.
- ▶ PCDT is designed to fit in the Particle Board (PABD) drawer box only.
- ▶ The WCDT can be cut to fit either wood or Particle Board (PABD) drawer boxes.



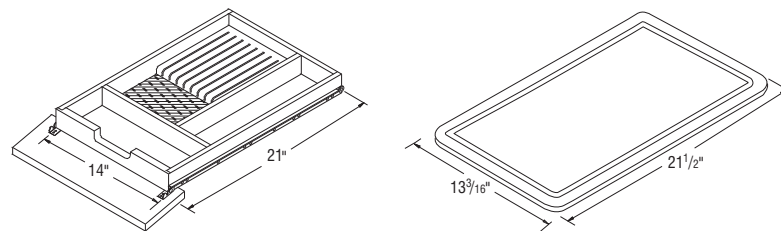
SKU	Width	Depth	Usage Details
PCDT15	9 27/32"	18 15/16"	Designed to be used in 12 7/8" wide Particle Board Drawer Boxes.
PCDT18	12 27/32"	18 15/16"	Designed to be used in 15 7/8" wide Particle Board Drawer Boxes.
PCDT21	15 27/32"	18 15/16"	Designed to be used in 18 7/8" wide Particle Board Drawer Boxes.
PCDT24	18 27/32"	18 15/16"	Designed to be used in 21 7/8" wide Particle Board Drawer Boxes.
WCDT	18 15/16"	19 1/2"	Designed to fit in all wood drawer boxes. Can be trimmed to fit in Particle Board Drawer Boxes.

NOTES ✓

- ▶ CBK contains Cutlery Drawer, drawer front, drawer frame assembly, and Cutting Board.
- ▶ CBK can be field installed for B18, B36, DB18 and DB18-4. Not compatible with B36B.



Cutting Board Kit (Drawer Accessory)

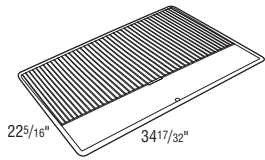


Cutlery Kit

Cutting Board

CBK*

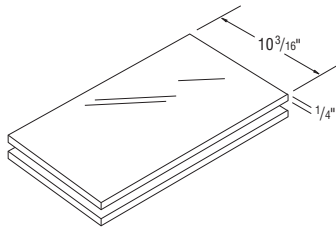
*Order under door style number.



CABMAT36

- ▶ Designed to capture spills and is removable for cleaning.
- ▶ Will contain a spill of up to 3 quarts (2.8 liters).
- ▶ CABMAT36 is not trimmable.

Glass Shelf Kits, 12" Deep




- GSK1512**
- GSK1812**
- GSK2112**
- GSK2412**
- GSK3012**
- GSK3612**

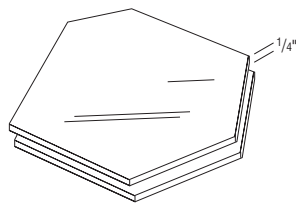
- ▶ Meets KCMA standards of 15 lbs. per square foot.
- ▶ Cannot be trimmed.
- ▶ Kit includes two 1/4" thick tempered glass shelves and shelf clips.
- ▶ Order under style #010.



Glass Shelf Kits, Diagonal



Fits DC...24
GSKDC24



Fits DC...27
GSKDC27

- ▶ Meets KCMA standards of 15 lbs. per square foot.
- ▶ Cannot be trimmed.
- ▶ Kit includes two 1/4" thick tempered glass shelves and shelf clips.
- ▶ Order under style #010.

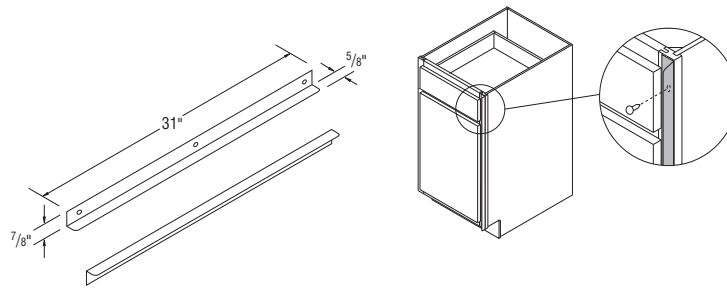


NOTES ✓

- ▶ Sold in pairs.
- ▶ Used to deflect heat from self-cleaning ovens, away from cabinet doors and drawer fronts.
- ▶ Includes installation screws.
- ▶ White finish.
- ▶ For use on cabinets next to an oven/range when an additional $\frac{1}{8}$ " cannot be added to the oven manufacturer's recommended space requirement between the oven and each adjacent cabinet.
- ▶ Cabinet door cannot be hinged on the same side as the angled heat shield, not compatible with double door cabinets.
- ▶ Installs on the front of the face frame of each cabinet adjacent to the oven.



Heat Shield, Angled



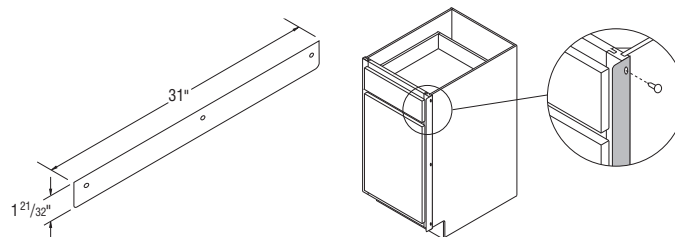
HEATSHIELDAN

NOTES ✓

- ▶ Sold in pairs.
- ▶ Used to deflect heat from self-cleaning ovens, away from cabinet doors and drawer fronts.
- ▶ Includes installation screws.
- ▶ White finish.
- ▶ For use on cabinets next to an oven/range when an additional $\frac{1}{8}$ " can be added to the oven manufacturer's recommended space requirement.
- ▶ Installs on the side of the face frame of each cabinet adjacent to the oven.



Heat Shield, Straight



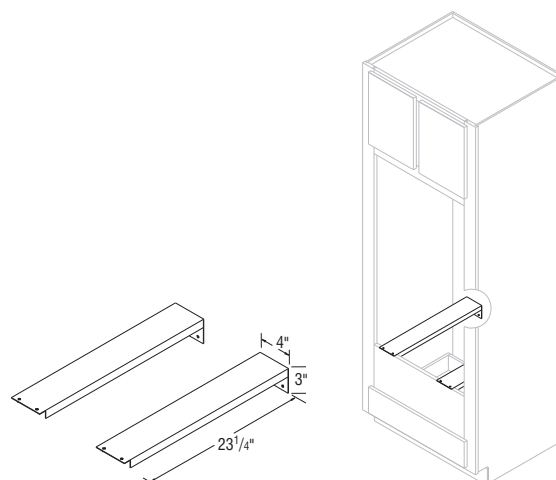
HEATSHIELDST

NOTES ✓

- ▶ Two metal brackets to support ovens and microwaves.
- ▶ Designed to be used with OC and OCD cabinets.
- ▶ Cabinet not included.
- ▶ Order under style #010.



Oven Installation Kit



OCINSTALLKIT

PRODUCT CODES	Dimensions	Natural Maple Laminate	White Laminate	Plywood	Fits 12" Deep	Fits 24" Deep
---------------	------------	------------------------	----------------	---------	---------------	---------------

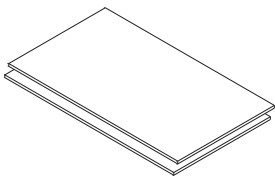
Utility Shelf Kits

NOTES

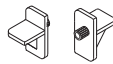
- ▶ Utility Shelf Kits contain two shelves and eight clips.
- ▶ Shelves are 3/4" thick.
- ▶ Maximum weight per square foot is 15 lbs.
- ▶ Utility Shelf Kits are natural maple laminate or specify UKS_ _WH for white.
- ▶ Order under style #010.



UKS15	13 1/2" x 22 1/2"	✓				✓
UKS15WH	13 1/2" x 22 1/2"		✓			✓
UKS18	16 1/2" x 22 1/2"	✓				✓
UKS18WH	16 1/2" x 22 1/2"		✓			✓
UKS24	22 1/2" x 22 1/2"	✓				✓
UKS24WH	22 1/2" x 22 1/2"		✓			✓
UKS30	28 1/2" x 22 1/2"	✓				✓
UKS30WH	28 1/2" x 22 1/2"		✓			✓
UKS36	34 1/2" x 22 1/2"	✓				✓
UKS36WH	34 1/2" x 22 1/2"		✓			✓
UKS1512	13 1/2" x 10 11/32"	✓			✓	
UKS1512WH	13 1/2" x 10 11/32"		✓		✓	
UKS1812	16 1/2" x 10 11/32"	✓			✓	
UKS1812WH	16 1/2" x 10 11/32"		✓		✓	
UKS2412	22 1/2" x 10 11/32"	✓			✓	
UKS2412WH	22 1/2" x 10 11/32"		✓		✓	
UKS3012	28 1/2" x 10 11/32"	✓			✓	
UKS3012WH	28 1/2" x 10 11/32"		✓		✓	
UKS3612	34 1/2" x 10 11/32"	✓			✓	
UKS3612WH	34 1/2" x 10 11/32"		✓		✓	
UKS15PL	13 1/2" x 22 1/2"	✓		✓		✓
UKS15WHPL	13 1/2" x 22 1/2"		✓	✓		✓
UKS18PL	16 1/2" x 22 1/2"	✓		✓		✓
UKS18WHPL	16 1/2" x 22 1/2"		✓	✓		✓
UKS24PL	22 1/2" x 22 1/2"	✓		✓		✓
UKS24WHPL	22 1/2" x 22 1/2"		✓	✓		✓
UKS30PL	28 1/2" x 22 1/2"	✓		✓		✓
UKS30WHPL	28 1/2" x 22 1/2"		✓	✓		✓
UKS36PL	34 1/2" x 22 1/2"	✓		✓		✓
UKS36WHPL	34 1/2" x 22 1/2"		✓	✓		✓
UKS1512PL	13 1/2" x 10 11/32"	✓		✓	✓	
UKS1512WHPL	13 1/2" x 10 11/32"		✓	✓	✓	
UKS1812PL	16 1/2" x 10 11/32"	✓		✓	✓	
UKS1812WHPL	16 1/2" x 10 11/32"		✓	✓	✓	
UKS2412PL	22 1/2" x 10 11/32"	✓		✓	✓	
UKS2412WHPL	22 1/2" x 10 11/32"		✓	✓	✓	
UKS3012PL	28 1/2" x 10 11/32"	✓		✓	✓	
UKS3012WHPL	28 1/2" x 10 11/32"		✓	✓	✓	
UKS3612PL	34 1/2" x 10 11/32"	✓		✓	✓	
UKS3612WHPL	34 1/2" x 10 11/32"		✓	✓	✓	



Utility Shelf Kit Shelves



Utility Shelf Kit Clips

NOTES ✓

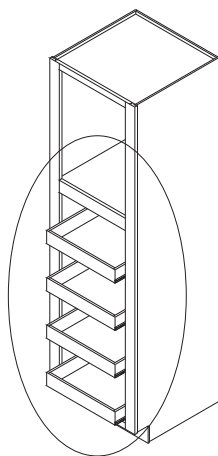
- ▶ Pantry Roll Tray Kits feature 1/2" thick solid wood front and furniture board sides and back, or specify UPK_ _WH for white.
- ▶ Pantry Roll Tray Kits contain four trays, eight suspension tracks, and eight bumper pads with installation screws.
- ▶ Maximum weight per square foot is 15 lbs.
- ▶ Pantry Roll Tray Kits cannot be used in any Utility cabinet 12" deep.
- ▶ Order under style #010.

DESIGN SOLUTIONS

- ▶ Shelf or Roll Tray Kits can be used to convert a standard Utility cabinet into a Pantry.



Pantry Roll Tray Kit



Pantry Roll Tray Kit

UPK15

UPK15WH

UPK18

UPK18WH

UPK24

UPK24WH

UPK30

UPK30WH

UPK36

UPK36WH

Model	Dimensions	Natural Maple Laminate	White Laminate	Thickness
UPK15	10 ¹¹ / ₁₆ " x 20 ³ / ₁₆ "	✓		3 ¹ / ₈ "
UPK15WH	10 ¹¹ / ₁₆ " x 20 ³ / ₁₆ "		✓	3 ¹ / ₈ "
UPK18	13 ¹¹ / ₁₆ " x 20 ³ / ₁₆ "	✓		3 ¹ / ₈ "
UPK18WH	13 ¹¹ / ₁₆ " x 20 ³ / ₁₆ "		✓	3 ¹ / ₈ "
UPK24	19 ¹¹ / ₁₆ " x 20 ³ / ₁₆ "	✓		3 ¹ / ₈ "
UPK24WH	19 ¹¹ / ₁₆ " x 20 ³ / ₁₆ "		✓	3 ¹ / ₈ "
UPK30	25 ¹¹ / ₁₆ " x 20 ³ / ₁₆ "	✓		3 ¹ / ₈ "
UPK30WH	25 ¹¹ / ₁₆ " x 20 ³ / ₁₆ "		✓	3 ¹ / ₈ "
UPK36	31 ¹¹ / ₁₆ " x 20 ³ / ₁₆ "	✓		3 ¹ / ₈ "
UPK36WH	31 ¹¹ / ₁₆ " x 20 ³ / ₁₆ "		✓	3 ¹ / ₈ "

NOTES ✓

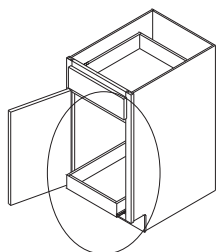
- ▶ Roll Tray Kits feature 1/2" thick solid wood front and furniture board sides and back, or specify TKIT_ _WH for white.
- ▶ Maximum weight per square foot is 15 lbs.
- ▶ All guides are white.
- ▶ Order under style #010.
- ▶ No TKIT available for B27 or B33.
- ▶ See Storage Accessories Matrix on pages 180 & 181.
- ▶ Bumper pads for field installation included.

DESIGN SOLUTIONS

- ▶ An additional Roll-Out Tray can be installed above the Base cabinet half-depth shelf.



Roll Tray Kits



TKIT15

TKIT15WH

TKIT18

TKIT18WH

TKIT21

TKIT21WH

TKIT24

TKIT24WH

TKIT27

TKIT27WH

TKIT30

TKIT30WH

TKIT33

TKIT33WH

TKIT36

TKIT36WH

TKIT39

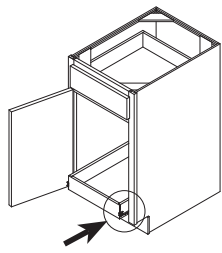
TKIT39WH

TKIT45

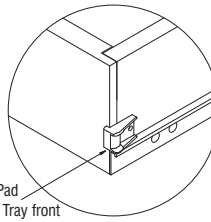
TKIT45WH

Model	Recommended Width of Face Frame Opening	Trays	Track Sliders	Mounting Blocks	2 1/2" Wood Screws	5/8" Wood Screws	1/8" Spacers
TKIT15	12"	1	2	2	2	4	2
TKIT15WH	12"	1	2	2	2	4	2
TKIT18	15"	1	2	2	2	4	2
TKIT18WH	15"	1	2	2	2	4	2
TKIT21	18"	1	2	2	2	4	2
TKIT21WH	18"	1	2	2	2	4	2
TKIT24	21"	1	2	2	2	4	2
TKIT24WH	21"	1	2	2	2	4	2
TKIT27	24"	1	2	2	2	4	2
TKIT27WH	24"	1	2	2	2	4	2
TKIT30	27"	1	2	2	2	4	2
TKIT30WH	27"	1	2	2	2	4	2
TKIT33	30"	1	2	2	2	4	2
TKIT33WH	30"	1	2	2	2	4	2
TKIT36	33"	1	2	2	2	4	2
TKIT36WH	33"	1	2	2	2	4	2
TKIT39	16 1/2"	2	4	4	2	8	2
TKIT39WH	16 1/2"	2	4	4	2	8	2
TKIT45	19 1/2"	2	4	4	2	8	2
TKIT45WH	19 1/2"	2	4	4	2	8	2

Roll Tray Bumper Pad



RTBP



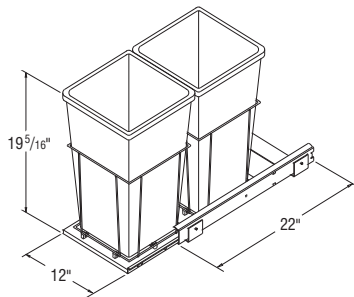
Place Bumper Pad on edge of Roll Tray front on top of Roll Tray Slide.

NOTES ✓

- ▶ RTBP includes two bumpers and two screws for installation.
- ▶ Used to protect door from roll tray corners.
- ▶ Included with roll tray cabinets and with roll tray kits.
- ▶ Can be retrofitted to all roll trays.
- ▶ Order under style #010.



Double Wastebasket Roll-Out



DWBR*

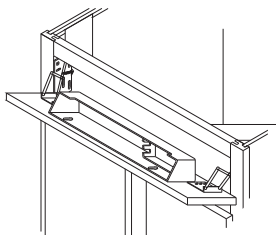
*Fits 15" wide Base cabinet.

NOTES ✓

- ▶ White epoxy coated wire with Full Extension guides.
- ▶ Includes two 27 quart Wastebaskets with wire storage compartment.
- ▶ Mounted on white melamine board and installs to floor of cabinet.
- ▶ Order under style #010.
- ▶ Installation of this accessory requires removing half-depth shelf. See matrix on pages 180 & 181 for installation recommendations.



Sink Tip-Out Trays



STOT30WH
STOT36WH
STOT30WHB
STOT36WHB

NOTES ✓

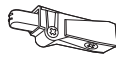
- ▶ Pulls to add to the false front must be ordered separately.
- ▶ If STOTs are used on a full overlay style, it is recommended that a pull be used.
- ▶ STOT30WH & STOT36WH are for cabinets with two false fronts.
- ▶ STOT30WHB & STOT36WHB are for cabinets with one false front.
- ▶ Two white trays, 2 1/4" deep.
- ▶ Order under style #010.
- ▶ See Storage Accessory Matrix on pages 180 & 181.



Model	Cabinet Width	Description
STOT30WH	30"	two 11 1/2" white trays, 4 hinges
STOT36WH	36"	two 14 1/2" white trays, 4 hinges
STOT30WHB	30"	two 11 1/2" white trays, 2 hinges
STOT36WHB	36"	two 14 1/2" white trays, 2 hinges

NOTES ✓

- ▶ Creates a smooth and silent closing motion.
- ▶ Recommended usage per cabinet: 1 per door on any door with 2 hinges and 2 per door on any door with 3 or more hinges (cabinets under 36" high have 2 hinges, 36" and higher have 3 hinges). Additional units may be required when an accessory item is attached to the cabinet door.
- ▶ Not recommended for use on bi-fold doors or Base SuperCabinets™.

**Smart Stop Door Mechanism****SSDM****Hinges****HINGE6WAY***

*Order under door style number.

Stain, Toner, and Touch-Up

Touch-Up Kit

TUKIT*



Pint of Toner

TONERPT**

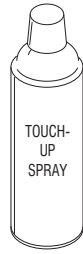


Pint of Stain

STAINPT**

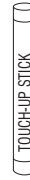
Quart of Stain

STAINQT**



Touch-Up Spray Can

TUPSPRAY****



Touch-Up Stick

TUPSTICK***

NOTES ✓

- ▶ Order 1 pint of Toner for 1 quart of Stain.
- ▶ For white and antique styles, Touch-Up is only recommended for face frames and End Panels.
- ▶ Use Maple/Birch for Rustic finishes.



*Touch-Up Kit contains one felt marker and one putty stick.

**TONEPT, STAINPT, and STAINQT are not available in White or Antique.

***Touch-Up Stick – when ordering TUPSTICK, a single putty stick in the selected color is sent.

****TUPSPRAY is a 13 oz. can (400 ml)








Wood Type	Color	TONERPT Required	STAINPT or STAINQT Required
Cherry	Café	✓	✓
	Flagstone <i>New</i>	✓	✓
	Java Glaze	✓	✓
	Rouge	✓	✓
	Saddle	✓	✓
	Umber	✓	✓
	Wheat	•	✓
Hickory	Saddle	✓	✓
	Wheat	•	✓
Maple/Birch	Autumn	✓	✓
	Café	✓	✓
	Fawn	✓	•
	Flagstone <i>New</i>	✓	✓
	Java Glaze	✓	✓
	Rouge	✓	✓
	Saddle	✓	✓
	Sarsaparilla	✓	✓
Umber	✓	✓	
Oak	Flagstone <i>New</i>	✓	✓
	Saddle	✓	✓
	Sarsaparilla	✓	✓
	Umber	✓	✓
	Wheat	•	✓
















Hardware Chart

- ▶ Screws included with hardware.
- ▶ Order under style #010.
- ▶ Hardware is recommended for use on all full overlay and miter door styles (except Avalon and Radford). All other door styles have a reverse bevel and hardware is not required.
- ▶ **For 5-Piece drawer front panel dimensions, please see page 179.**

*Hardware does not fit certain door styles with 5-Piece drawers because of small width of recessed center drawer panel.



	PRODUCT CODE	Item Description	Finish/Color	Drill Center
	H112	Knob 1¼"	Black Chrome	N/A
	H167	Knob 1¼"	Polished Brass Plated	N/A
	H300	Knob 1¼"	Patina Black	N/A
	H302 *	Pull 4¾"	Patina Black	4"
	H303	Knob 1¼"	Patina Black	N/A
	H304 *	Pull 4¾"	Patina Rouge	4"
	H305	Knob 1¼"	Patina Rouge	N/A
	H307	Knob 1¼"	Patina Rouge	N/A
	H308 *	Pull 5½"	German Bronze	128mm
	H310	Knob 1¼"	German Bronze	N/A
	H311 *	Pull 5½"	Antique Pewter	128mm
	H312 *	Cup Pull 2½"	Antique Pewter	64mm
	H313	Knob 1¼"	Antique Pewter	N/A
	H314 *	Pull 4¾"	Brushed Satin Nickel	96mm
	H315 *	Pull 5½"	Brushed Satin Nickel	128mm

	PRODUCT CODE	Item Description	Finish/Color	Drill Center
	H316	Knob 1¼"	Brushed Satin Nickel	N/A
	H317	Knob 1¼"	Polished Chrome	N/A
	H318 *	Pull 5⅜"	Flat Black	128mm
	H319	Large Flower Twist Knob 1¼"	Pewter	N/A
	H320 *	Twist Wire Drop Handle 5⅞"	Pewter	5"
	H322	Knob 1¼"	Nouveau White	N/A
	H323	Knob 1¼"	Flat Black	N/A
	H332 *	Pull 5"	Brushed Satin Nickel	96mm
	H333 *	Pull 4⅜"	Oil Rubbed Bronze	4"
	H334	Knob 1¼"	Oil Rubbed Bronze	N/A
	H335 *	Birdcage Pull 4⅓"	Pewter	4"
	H336 *	Pull 5⅔"	Venetian Bronze	128mm
	H337 *	Birdcage Pull 4⅓"	Venetian Bronze	4"
	H338 *	Pull 5"	Black Chrome	96mm
	H339	Birdcage Knob 1¼"	Venetian Bronze	N/A

► Screws included with hardware.

► Order under style #010.

► Hardware is recommended for use on all full overlay and miter door styles (except Avalon and Radford). All other door styles have a reverse bevel and hardware is not required.

► For 5-Piece drawer front panel dimensions, please see page 179.

*Hardware does not fit certain door styles with 5-Piece drawers because of small width of recessed center drawer panel.














Hardware Chart

- ▶ Screws included with hardware.
- ▶ Order under style #010.
- ▶ Hardware is recommended for use on all full overlay and miter door styles (except Avalon and Radford). All other door styles have a reverse bevel and hardware is not required.
- ▶ **For 5-Piece drawer front panel dimensions, please see page 179.**

*Hardware does not fit certain door styles with 5-Piece drawers because of small width of recessed center drawer panel.



	PRODUCT CODE	Item Description	Finish/Color	Drill Center
	H340	Knob 1¼"	Venetian Bronze	N/A
	H341	Maple Knob 1¼"	Standard Finishes Order under Maple finish style numbers: Autumn 183, Café 167, Fawn 197, Flagstone 151, Natural 182, Rouge 180, Saddle 170, Sarsaparilla 193, or Umber 157	N/A
	H342	Oak Knob 1¼"	Standard Finishes Order under Oak finish style numbers: Flagstone 152, Natural 188, Saddle 171, Sarsaparilla 187, Umber 158, or Wheat 186	N/A
	H343 *	Pull 6 ¹⁹ / ₆₄ "	Brushed Satin Nickel	128mm
	H344	Pull 4½"	Brushed Satin Nickel	96mm
	H345	Knob 1¼"	Brushed Satin Nickel	N/A
	H346	Pull 4⅞"	Brushed Satin Nickel	96mm
	H347	Pull 4⅞"	Brushed Satin Nickel	3"
	H348	Knob 1 ¹¹ / ₁₆ "	Brushed Satin Nickel	N/A
	H349	Pull 7"	Brushed Satin Nickel	96mm
	H350	Pull 8 ¹ / ₅ "	Brushed Satin Nickel	128mm

5-Piece Drawer Front Dimensions

5-PIECE STYLE NAME	DRAWER FRONT WIDTH	DRAWER FRONT HEIGHT	FLAT PANEL WIDTH	FLAT PANEL HEIGHT
Ayden 5-Piece	9 ⁷ / ₈ "	5 ¹ / ₈ "	5 ⁷ / ₈ "	1 ¹ / ₈ "
Benton 5-Piece	9 ⁷ / ₈ "	5 ¹ / ₈ "	5 ⁷ / ₈ "	1 ¹ / ₈ "
Briarcliff II	11 ¹ / ₂ "	5 ³ / ₄ "	6"	1 ¹ / ₈ "
Dryden 5-Piece	11 ¹ / ₂ "	5 ³ / ₄ "	6"	1 ¹ / ₈ "
Durham	11 ¹ / ₂ "	5 ³ / ₄ "	7 ¹ / ₂ "	1 ³ / ₄ "
Eastland 5-Piece	11 ¹ / ₂ "	5 ³ / ₄ "	6"	1 ¹ / ₈ "
Grayson 5-Piece	9 ⁷ / ₈ "	5 ¹ / ₈ "	5 ⁷ / ₈ "	1 ¹ / ₈ "
Harrison 5-Piece	11 ¹ / ₂ "	5 ³ / ₄ "	7 ¹ / ₁₆ "	1 ⁵ / ₁₆ "
Korbett 5-Piece <i>New</i>	11 ¹ / ₂ "	5 ³ / ₄ "	5 ¹ / ₂ "	1 ⁵ / ₁₆ "
Landen 5-Piece	9 ⁷ / ₈ "	5 ¹ / ₈ "	5 ⁷ / ₈ "	1 ¹ / ₈ "
Nantucket	11 ¹ / ₂ "	5 ³ / ₄ "	4 ²⁹ / ₃₂ "	1 ³ / ₄ "
Overton	11 ¹ / ₂ "	5 ³ / ₄ "	7 ¹ / ₂ "	1 ³ / ₄ "
Radford 5-Piece	9 ⁷ / ₈ "	5 ¹ / ₈ "	5 ⁷ / ₈ "	1 ¹ / ₈ "
Saybrooke 5-Piece	9 ⁷ / ₈ "	5 ¹ / ₈ "	5 ⁷ / ₈ "	1 ¹ / ₈ "
Wentworth	11 ¹ / ₂ "	5 ³ / ₄ "	7 ¹ / ₂ "	1 ³ / ₄ "
Winstead 5-Piece	11 ¹ / ₂ "	5 ³ / ₄ "	7 ¹ / ₁₆ "	1 ⁵ / ₁₆ "

Drawer Front sizes are representative of a 12" wide base cabinet.

Trim Items with Rustic Characteristics

Use Rustic Common Style Numbers to order items with Rustic Characteristics.
For all other trim items, use Maple Common Style Numbers (see page 10).

Product Code	Description	Page #
BBCPO6	Base Box Column Pull-Out Cabinet	84
MCROWN_	Moulding Crown	149
MICROWN_	Moulding Insert Crown	149
MFOLCR_	Moulding Full Overlay Crown	149
MTCROWN8	Moulding Tall Crown	149
MSHKRCROWN_	Moulding Shaker Crown	149
MBS_	Moulding Base Shoe	153
FBC3X3	Filler - Base Corner	154
F3_ & F6_	Filler - Base & Tall Straight	154
V_ _ RA & V_ _ ST	Valance - Arch & Straight	159
PDWP	Dishwasher Front Panel	160
PEPR335 **	Aristex™ End Panel with 3" Stile	160
PEPRPLY_ _35 *	Plywood End Panel with 1 ¹ / ₂ " or 3" Stile	160
PREF23_	Plywood Refrigerator End Panel	160
PREPR_ _ _ _ *	Plywood Refrigerator End Panel with 1 ¹ / ₂ " Stile	160
PREPR33096	Veneer Furniture Board Refrigerator End Panel with 3" Stile	160
PP9635	Stock Panel	161
P48_	Stock Panel	161
EPV_ _ _ _	Veneer End Panel	162

** Rustic characteristics on PEPR335 Filler only.

* Rustic characteristics on PEPRPLY1.535, PREPRP1.584, and PREPRP1.596 panels only.

Trim Items Available in Toasted Antique (Common Style #199)

Product Code	Description	Page #
F531A45	Decorative Fluted Angle Filler	154
FF396	Reeded Tall Filler, 3" Wide	154
FFROS3X3	Rosette	156
MFOLCR8	Full Overlay Crown Moulding	149
MICROWN8	Insert Crown Moulding	149
MTBEAD8	Triple Bead Moulding	148
MTCAP8	Traditional Cap Moulding	152
MTCROWN8	Tall Crown Moulding	149
MTLR8	Tall Light Rail Moulding	152
MTST8	Traditional Soffit Trim Moulding	151

Traditional Storage Accessory Matrix

KEY

- F** Must remove full-depth shelf.
- H** Must remove half-depth shelf.
- I** Can be installed without modification to cabinet.
- P** Location of plumbing should be checked prior to installation of storage accessory.
- ✓ Recommended for ideal fit, and can be installed without modification to cabinet.
- Not applicable.
- * Roll-Out Kits also available in white, specify TKIT_ _WH.
- † Only one tray will fit.

Cabinet	Double Wastebasket Roll-Out	STOT30WH Sink Tip-Out Tray 30" Two 11 1/2" trays, 4 hinges	STOT30WHB Sink Tip-Out Tray 30" Two 11 1/2" trays, 2 hinges	STOT36WH Sink Tip-Out Tray 36" Two 14 1/2" trays, 4 hinges	STOT36WHB Sink Tip-Out Tray 36" Two 14 1/2" trays, 2 hinges	Roll-Out Kit*
B12	•	•	•	•	•	•
B15	H	•	•	•	•	TKIT15
B15RT	•	•	•	•	•	TKIT15
B18	H	•	•	•	•	TKIT18
B18RT	•	•	•	•	•	TKIT18
B21	H	•	•	•	•	TKIT21
B21RT	•	•	•	•	•	TKIT21
B24	H	•	•	•	•	TKIT24
B24RT	•	•	•	•	•	TKIT24
B24DD	H	•	•	•	•	TKIT24
B24DDRT	•	•	•	•	•	TKIT24
B27	•	•	•	•	•	•
B27B	•	•	•	•	•	TKIT27
B27RT	•	•	•	•	•	TKIT27
B27RTB	•	•	•	•	•	TKIT27
B30	H	•	•	•	•	TKIT15
B30B	H	•	•	•	•	TKIT30
B30RT	•	•	•	•	•	TKIT30
B30RTB	•	•	•	•	•	TKIT30
B33	H	•	•	•	•	•
B33B	H	•	•	•	•	TKIT33
B33RT	•	•	•	•	•	TKIT33
B33RTB	•	•	•	•	•	TKIT33
B36	H	•	•	•	•	TKIT18
B36B	H	•	•	•	•	TKIT36
B36RT	•	•	•	•	•	TKIT36
B36RTB	•	•	•	•	•	TKIT36
B39	H	•	•	•	•	TKIT39
B39RT	•	•	•	•	•	TKIT39
B42	H	•	•	•	•	TKIT21
B42RT	•	•	•	•	•	TKIT21
B45	H	•	•	•	•	TKIT45
B45RT	•	•	•	•	•	TKIT45
B48	H	•	•	•	•	TKIT24
B48RT	•	•	•	•	•	TKIT24
B15FH	✓	•	•	•	•	TKIT15
B18FH	I	•	•	•	•	TKIT18
B21FH	I	•	•	•	•	TKIT21
B24FH	I	•	•	•	•	TKIT24
B30FH	✓	•	•	•	•	TKIT15
B30FHB	I	•	•	•	•	TKIT30
B36FH	I	•	•	•	•	TKIT18
B36FHB	I	•	•	•	•	TKIT36
BWB15FH	•	•	•	•	•	•
BWB18	•	•	•	•	•	•
BWB21	•	•	•	•	•	•
BC36	•	•	•	•	•	•
BC39	H	•	•	•	•	•
BC42	H	•	•	•	•	•
BC45	H	•	•	•	•	•
BC48	H	•	•	•	•	TKIT21
SCER36	•	•	•	•	•	•
SB24	P	I [†]	•	I [†]	•	TKIT24
SB24DD	P	I [†]	•	I [†]	•	TKIT24
SB27	P	I [†]	•	I [†]	•	TKIT27
SB27B	P	I [†]	•	•	•	TKIT27
SB30	P	✓	•	•	•	TKIT15
SB30B	P	•	✓	•	•	TKIT30

Traditional Storage Accessory Matrix

NOTES ✓

KEY

- F** Must remove full-depth shelf.
- H** Must remove half-depth shelf.
- I** Can be installed without modification to cabinet.
- P** Location of plumbing should be checked prior to installation of storage accessory.
- ✓ Recommended for ideal fit, and can be installed without modification to cabinet.
- Not applicable.
- * Roll-Out Kits also available in white, specify TKIT_ _WH.
- † Only one tray will fit.

Cabinet	Double Wastebasket Roll-Out	STOT30WH Sink Tip-Out Tray 30" Two 11 1/2" trays, 4 hinges	STOT30WHB Sink Tip-Out Tray 30" Two 11 1/2" trays, 2 hinges	STOT36WH Sink Tip-Out Tray 36" Two 14 1/2" trays, 4 hinges	STOT36WHB Sink Tip-Out Tray 36" Two 14 1/2" trays, 2 hinges	Roll-Out Kit*
SB33	P	I	•	•	•	•
SB33B	P	•	✓	•	•	TKIT33
SB36	P	I	•	✓	•	TKIT18
SB36B	P	•	I	•	✓	TKIT36
SB39	P	I	•	I	•	TKIT39
SB42	P	I	•	I	•	TKIT21
SB45	P	I	•	I	•	TKIT45
SB48	P	I	•	I	•	TKIT24
SBDC36	P	I [†]	•	•	•	•
SBDC42	P	I [†]	•	I [†]	•	•
SF30 (POL)	P	I [†]	•	I [†]	•	•
SF30 (FOL)	P	I	•	•	•	•
SF36 (POL)	P	✓	•	•	•	•
SF36 (FOL)	P	I	•	✓	•	•
SF36B (POL)	P	•	I	•	•	•
SF36B (FOL)	P	•	I	•	✓	•
SF42	P	I	•	✓	•	•
SF48	P	I	•	I	•	•
SFC36	P	I [†]	•	•	•	•
SFC42	P	I [†]	•	I [†]	•	•
PB18	F	•	•	•	•	•
PB24	F	•	•	•	•	•
PB24DD	F	•	•	•	•	•
PB30	F	•	•	•	•	•
PB30B	F	•	•	•	•	•
PB36	F	•	•	•	•	•
PB36B	F	•	•	•	•	•
PB42	F	•	•	•	•	•
PB48	F	•	•	•	•	•
PBSC27	F	•	•	•	•	•
PBSC27B	F	•	•	•	•	•
PBSC42	F	•	•	•	•	•
PBSC48	F	•	•	•	•	•
U15/U1590/U1596	I	•	•	•	•	TKIT15
U18/U1890/U18596	I	•	•	•	•	TKIT18
U24/U2490/U2496	I	•	•	•	•	TKIT24
U30/U3090/U3096	I	•	•	•	•	TKIT30
U30B/U3090B/U3096B	I	•	•	•	•	TKIT30
U36/U3690/U3696	I	•	•	•	•	TKIT36
U36B/U3690B/U3696B	I	•	•	•	•	TKIT36
B24DDFH32.5	I	•	•	•	•	TKIT24
B30FH32.5	I	•	•	•	•	TKIT15
B30FH32.5B	I	•	•	•	•	TKIT30
B33FH32.5	I	•	•	•	•	•
B33FH32.5B	I	•	•	•	•	TKIT33
B36FH32.5	I	•	•	•	•	TKIT18
B36FH32.5B	I	•	•	•	•	TKIT36
SB3032.5	•	✓	•	•	•	TKIT15
SB3032.5B	•	•	✓	•	•	TKIT30
SB3632.5	•	I	•	✓	•	TKIT18
SB3632.5B	•	•	I	•	✓	TKIT36
U1832.5	I	•	•	•	•	TKIT18
U2432.5	I	•	•	•	•	TKIT24

Glass Size Chart for Wall Prepped for Glass Cabinets

	Briarcliff II Dryden Durham Eastland Overton Wentworth		Korbett <small>New</small>		Harrison Winstead		Benton Saybrooke		Grayson Landen		Ayden Avalon Oakland Pioneer Radford Sinclair Westbury	
	Width	Height	Width	Height	Width	Height	Width	Height	Width	Height	Width	Height
RECOMMENDED GLASS SIZES												
BPG2412FH	18 ⁵ / ₈ "	25 ¹ / ₄ "	18 ¹ / ₄ "	24 ⁷ / ₈ "	19 ⁷ / ₈ "	26 ¹ / ₂ "	18 ¹ / ₄ "	25 ¹ / ₄ "	17 ⁵ / ₈ "	24 ¹ / ₈ "	18 ⁵ / ₈ "	25 ⁵ / ₈ "
BPG3012FHB	9 ¹³ / ₁₆ "	25 ¹ / ₄ "	9 ⁷ / ₁₆ "	24 ⁷ / ₈ "	11 ¹ / ₁₆ "	26 ¹ / ₂ "	10 ¹ / ₄ "	25 ¹ / ₄ "	9 ⁵ / ₈ "	24 ¹ / ₈ "	10 ⁵ / ₈ "	25 ⁵ / ₈ "
BPG3612FHB	12 ¹³ / ₁₆ "	25 ¹ / ₄ "	12 ⁷ / ₁₆ "	24 ⁷ / ₈ "	14 ¹ / ₁₆ "	26 ¹ / ₂ "	13 ³ / ₄ "	25 ¹ / ₄ "	12 ⁵ / ₈ "	24 ¹ / ₈ "	13 ³ / ₈ "	25 ⁵ / ₈ "
BPG2415FH	18 ⁵ / ₈ "	25 ¹ / ₄ "	18 ¹ / ₄ "	24 ⁷ / ₈ "	19 ⁷ / ₈ "	26 ¹ / ₂ "	18 ¹ / ₄ "	25 ¹ / ₄ "	17 ⁵ / ₈ "	24 ¹ / ₈ "	18 ⁵ / ₈ "	25 ⁵ / ₈ "
BPG3015FHB	9 ¹³ / ₁₆ "	25 ¹ / ₄ "	9 ⁷ / ₁₆ "	24 ⁷ / ₈ "	11 ¹ / ₁₆ "	26 ¹ / ₂ "	10 ¹ / ₄ "	25 ¹ / ₄ "	9 ⁵ / ₈ "	24 ¹ / ₈ "	10 ⁵ / ₈ "	25 ⁵ / ₈ "
BPG3615FHB	12 ¹³ / ₁₆ "	25 ¹ / ₄ "	12 ⁷ / ₁₆ "	24 ⁷ / ₈ "	14 ¹ / ₁₆ "	26 ¹ / ₂ "	13 ³ / ₄ "	25 ¹ / ₄ "	12 ⁵ / ₈ "	24 ¹ / ₈ "	13 ³ / ₈ "	25 ⁵ / ₈ "
WPG1242	6 ⁵ / ₈ "	36 ⁵ / ₈ "	6 ¹ / ₄ "	36 ¹ / ₄ "	7 ⁷ / ₈ "	37 ⁷ / ₈ "	6 ¹ / ₄ "	36 ¹ / ₄ "	5 ⁵ / ₈ "	35 ⁵ / ₈ "	6 ⁵ / ₈ "	36 ⁵ / ₈ "
WPG1542/WPG154215	9 ⁵ / ₈ "	36 ⁵ / ₈ "	9 ¹ / ₄ "	36 ¹ / ₄ "	10 ⁷ / ₈ "	37 ⁷ / ₈ "	9 ¹ / ₄ "	36 ¹ / ₄ "	8 ⁵ / ₈ "	35 ⁵ / ₈ "	9 ⁵ / ₈ "	36 ⁵ / ₈ "
WPG1842/WPG184215	12 ⁵ / ₈ "	36 ⁵ / ₈ "	12 ¹ / ₄ "	36 ¹ / ₄ "	13 ³ / ₈ "	37 ⁷ / ₈ "	12 ¹ / ₄ "	36 ¹ / ₄ "	11 ⁵ / ₈ "	35 ⁵ / ₈ "	12 ⁵ / ₈ "	36 ⁵ / ₈ "
WPG2142/WPG214215	15 ⁵ / ₈ "	36 ⁵ / ₈ "	15 ¹ / ₄ "	36 ¹ / ₄ "	16 ⁷ / ₈ "	37 ⁷ / ₈ "	15 ¹ / ₄ "	36 ¹ / ₄ "	14 ⁵ / ₈ "	35 ⁵ / ₈ "	15 ⁵ / ₈ "	36 ⁵ / ₈ "
WPG2442/WPG244215	18 ⁵ / ₈ "	36 ⁵ / ₈ "	18 ¹ / ₄ "	36 ¹ / ₄ "	19 ⁵ / ₈ "	37 ⁷ / ₈ "	18 ¹ / ₄ "	36 ¹ / ₄ "	17 ⁵ / ₈ "	35 ⁵ / ₈ "	18 ⁵ / ₈ "	36 ⁵ / ₈ "
DCPG2442	9 ⁵ / ₈ "	36 ⁵ / ₈ "	9 ¹ / ₄ "	36 ¹ / ₄ "	10 ⁷ / ₈ "	37 ⁷ / ₈ "	12 ¹ / ₄ "	36 ¹ / ₄ "	11 ⁵ / ₈ "	35 ⁵ / ₈ "	12 ⁵ / ₈ "	36 ⁵ / ₈ "
WPG2442DD	6 ¹³ / ₁₆ "	36 ⁵ / ₈ "	6 ⁷ / ₁₆ "	36 ¹ / ₄ "	8 ¹ / ₁₆ "	37 ⁷ / ₈ "	7 ¹ / ₄ "	36 ¹ / ₄ "	6 ¹ / ₈ "	35 ⁵ / ₈ "	7 ⁵ / ₈ "	36 ⁵ / ₈ "
WPG2742*/WPG274215*	8 ¹ / ₈ "	36 ⁵ / ₈ "	•	•	9 ³ / ₈ "	37 ⁷ / ₈ "	7 ³ / ₄ "	36 ¹ / ₄ "	6 ⁵ / ₈ "	35 ⁵ / ₈ "	8 ¹ / ₈ "	36 ⁵ / ₈ "
WPG2742B/WPG274215B	8 ⁵ / ₁₆ "	36 ⁵ / ₈ "	7 ¹⁵ / ₁₆ "	36 ¹ / ₄ "	9 ⁹ / ₁₆ "	37 ⁷ / ₈ "	8 ³ / ₄ "	36 ¹ / ₄ "	7 ⁵ / ₈ "	35 ⁵ / ₈ "	9 ¹ / ₈ "	36 ⁵ / ₈ "
DCPG2742	9 ⁵ / ₈ "	36 ⁵ / ₈ "	9 ¹ / ₄ "	36 ¹ / ₄ "	10 ⁷ / ₈ "	37 ⁷ / ₈ "	12 ¹ / ₄ "	36 ¹ / ₄ "	11 ⁵ / ₈ "	35 ⁵ / ₈ "	12 ⁵ / ₈ "	36 ⁵ / ₈ "
WPG3042*/WPG304215*	9 ⁵ / ₈ "	36 ⁵ / ₈ "	•	•	10 ⁷ / ₈ "	37 ⁷ / ₈ "	9 ¹ / ₄ "	36 ¹ / ₄ "	8 ¹ / ₈ "	35 ⁵ / ₈ "	9 ⁵ / ₈ "	36 ⁵ / ₈ "
WPG3042B/WPG304215B	9 ¹³ / ₁₆ "	36 ⁵ / ₈ "	9 ⁷ / ₁₆ "	36 ¹ / ₄ "	11 ¹ / ₁₆ "	37 ⁷ / ₈ "	10 ¹ / ₄ "	36 ¹ / ₄ "	9 ⁵ / ₈ "	35 ⁵ / ₈ "	10 ⁵ / ₈ "	36 ⁵ / ₈ "
WPG3342*/WPG334215*	11 ¹ / ₈ "	36 ⁵ / ₈ "	•	•	12 ⁵ / ₈ "	37 ⁷ / ₈ "	10 ³ / ₄ "	36 ¹ / ₄ "	9 ⁵ / ₈ "	35 ⁵ / ₈ "	11 ¹ / ₈ "	36 ⁵ / ₈ "
WPG3342B/WPG334215B	11 ¹³ / ₁₆ "	36 ⁵ / ₈ "	10 ¹⁵ / ₁₆ "	36 ¹ / ₄ "	12 ¹ / ₁₆ "	37 ⁷ / ₈ "	11 ¹ / ₄ "	36 ¹ / ₄ "	10 ⁵ / ₈ "	35 ⁵ / ₈ "	12 ¹ / ₈ "	36 ⁵ / ₈ "
WPG3642*/WPG364215*	12 ⁵ / ₈ "	36 ⁵ / ₈ "	•	•	13 ³ / ₈ "	37 ⁷ / ₈ "	12 ¹ / ₄ "	36 ¹ / ₄ "	11 ⁵ / ₈ "	35 ⁵ / ₈ "	12 ⁵ / ₈ "	36 ⁵ / ₈ "
WPG3642B/WPG364215B	12 ¹³ / ₁₆ "	36 ⁵ / ₈ "	12 ⁷ / ₁₆ "	36 ¹ / ₄ "	14 ¹ / ₁₆ "	37 ⁷ / ₈ "	13 ¹ / ₄ "	36 ¹ / ₄ "	12 ⁵ / ₈ "	35 ⁵ / ₈ "	13 ³ / ₈ "	36 ⁵ / ₈ "
WPG1236	6 ⁵ / ₈ "	30 ⁵ / ₈ "	6 ¹ / ₄ "	30 ¹ / ₄ "	7 ⁷ / ₈ "	31 ⁷ / ₈ "	6 ¹ / ₄ "	30 ¹ / ₄ "	5 ⁵ / ₈ "	29 ⁵ / ₈ "	6 ⁵ / ₈ "	30 ⁵ / ₈ "
WPG1536/WPG153615	9 ⁵ / ₈ "	30 ⁵ / ₈ "	9 ¹ / ₄ "	30 ¹ / ₄ "	10 ⁷ / ₈ "	31 ⁷ / ₈ "	9 ¹ / ₄ "	30 ¹ / ₄ "	8 ⁵ / ₈ "	29 ⁵ / ₈ "	9 ⁵ / ₈ "	30 ⁵ / ₈ "
WPG1836/WPG183615	12 ⁵ / ₈ "	30 ⁵ / ₈ "	12 ¹ / ₄ "	30 ¹ / ₄ "	13 ³ / ₈ "	31 ⁷ / ₈ "	12 ¹ / ₄ "	30 ¹ / ₄ "	11 ⁵ / ₈ "	29 ⁵ / ₈ "	12 ⁵ / ₈ "	30 ⁵ / ₈ "
WPG2136/WPG213615	15 ⁵ / ₈ "	30 ⁵ / ₈ "	15 ¹ / ₄ "	30 ¹ / ₄ "	16 ⁷ / ₈ "	31 ⁷ / ₈ "	15 ¹ / ₄ "	30 ¹ / ₄ "	14 ⁵ / ₈ "	29 ⁵ / ₈ "	15 ⁵ / ₈ "	30 ⁵ / ₈ "
WPG2436/WPG243615	18 ⁵ / ₈ "	30 ⁵ / ₈ "	18 ¹ / ₄ "	30 ¹ / ₄ "	19 ⁵ / ₈ "	31 ⁷ / ₈ "	18 ¹ / ₄ "	30 ¹ / ₄ "	17 ⁵ / ₈ "	29 ⁵ / ₈ "	18 ⁵ / ₈ "	30 ⁵ / ₈ "
WPG2436DD	6 ¹³ / ₁₆ "	30 ⁵ / ₈ "	6 ⁷ / ₁₆ "	30 ¹ / ₄ "	8 ¹ / ₁₆ "	31 ⁷ / ₈ "	7 ¹ / ₄ "	30 ¹ / ₄ "	6 ¹ / ₈ "	29 ⁵ / ₈ "	7 ⁵ / ₈ "	30 ⁵ / ₈ "
DCPG2436	9 ⁵ / ₈ "	30 ⁵ / ₈ "	9 ¹ / ₄ "	30 ¹ / ₄ "	10 ⁷ / ₈ "	31 ⁷ / ₈ "	12 ¹ / ₄ "	30 ¹ / ₄ "	11 ⁵ / ₈ "	29 ⁵ / ₈ "	12 ⁵ / ₈ "	30 ⁵ / ₈ "
WPG2736*/WPG273615*	8 ¹ / ₈ "	30 ⁵ / ₈ "	•	•	9 ³ / ₈ "	31 ⁷ / ₈ "	7 ³ / ₄ "	30 ¹ / ₄ "	6 ⁵ / ₈ "	29 ⁵ / ₈ "	8 ¹ / ₈ "	30 ⁵ / ₈ "
WPG2736B/WPG273615B	8 ⁵ / ₁₆ "	30 ⁵ / ₈ "	7 ¹⁵ / ₁₆ "	30 ¹ / ₄ "	9 ⁹ / ₁₆ "	31 ⁷ / ₈ "	8 ³ / ₄ "	30 ¹ / ₄ "	7 ⁵ / ₈ "	29 ⁵ / ₈ "	9 ¹ / ₈ "	30 ⁵ / ₈ "
DCPG2736	9 ⁵ / ₈ "	30 ⁵ / ₈ "	9 ¹ / ₄ "	30 ¹ / ₄ "	10 ⁷ / ₈ "	31 ⁷ / ₈ "	12 ¹ / ₄ "	30 ¹ / ₄ "	11 ⁵ / ₈ "	29 ⁵ / ₈ "	12 ⁵ / ₈ "	30 ⁵ / ₈ "
WPG3036*/WPG303615*	9 ⁵ / ₈ "	30 ⁵ / ₈ "	•	•	10 ⁷ / ₈ "	31 ⁷ / ₈ "	9 ¹ / ₄ "	30 ¹ / ₄ "	8 ¹ / ₈ "	29 ⁵ / ₈ "	9 ⁵ / ₈ "	30 ⁵ / ₈ "
WPG3036B/WPG303615B	9 ¹³ / ₁₆ "	30 ⁵ / ₈ "	9 ⁷ / ₁₆ "	30 ¹ / ₄ "	11 ¹ / ₁₆ "	31 ⁷ / ₈ "	10 ¹ / ₄ "	30 ¹ / ₄ "	9 ⁵ / ₈ "	29 ⁵ / ₈ "	10 ⁵ / ₈ "	30 ⁵ / ₈ "
WPG3336*/WPG333615*	11 ¹ / ₈ "	30 ⁵ / ₈ "	•	•	12 ⁵ / ₈ "	31 ⁷ / ₈ "	10 ³ / ₄ "	30 ¹ / ₄ "	9 ⁵ / ₈ "	29 ⁵ / ₈ "	11 ¹ / ₈ "	30 ⁵ / ₈ "
WPG3336B/WPG333615B	11 ¹³ / ₁₆ "	30 ⁵ / ₈ "	10 ¹⁵ / ₁₆ "	30 ¹ / ₄ "	12 ¹ / ₁₆ "	31 ⁷ / ₈ "	11 ¹ / ₄ "	30 ¹ / ₄ "	10 ⁵ / ₈ "	29 ⁵ / ₈ "	12 ¹ / ₈ "	30 ⁵ / ₈ "
WPG3636*/WPG363615*	12 ⁵ / ₈ "	30 ⁵ / ₈ "	•	•	13 ³ / ₈ "	31 ⁷ / ₈ "	12 ¹ / ₄ "	30 ¹ / ₄ "	11 ⁵ / ₈ "	29 ⁵ / ₈ "	12 ⁵ / ₈ "	30 ⁵ / ₈ "
WPG3636B/WPG363615B	12 ¹³ / ₁₆ "	30 ⁵ / ₈ "	12 ⁷ / ₁₆ "	30 ¹ / ₄ "	14 ¹ / ₁₆ "	31 ⁷ / ₈ "	13 ¹ / ₄ "	30 ¹ / ₄ "	12 ⁵ / ₈ "	29 ⁵ / ₈ "	13 ³ / ₈ "	30 ⁵ / ₈ "
WPG1230	6 ⁵ / ₈ "	24 ⁵ / ₈ "	6 ¹ / ₄ "	24 ¹ / ₄ "	7 ⁷ / ₈ "	25 ⁷ / ₈ "	6 ¹ / ₄ "	24 ¹ / ₄ "	5 ⁵ / ₈ "	23 ⁵ / ₈ "	6 ⁵ / ₈ "	24 ⁵ / ₈ "
WPG1530	9 ⁵ / ₈ "	24 ⁵ / ₈ "	9 ¹ / ₄ "	24 ¹ / ₄ "	10 ⁷ / ₈ "	25 ⁷ / ₈ "	9 ¹ / ₄ "	24 ¹ / ₄ "	8 ⁵ / ₈ "	23 ⁵ / ₈ "	9 ⁵ / ₈ "	24 ⁵ / ₈ "
WPG1830	12 ⁵ / ₈ "	24 ⁵ / ₈ "	12 ¹ / ₄ "	24 ¹ / ₄ "	13 ³ / ₈ "	25 ⁷ / ₈ "	12 ¹ / ₄ "	24 ¹ / ₄ "	11 ⁵ / ₈ "	23 ⁵ / ₈ "	12 ⁵ / ₈ "	24 ⁵ / ₈ "
WPG2130/WPG213015	15 ⁵ / ₈ "	24 ⁵ / ₈ "	15 ¹ / ₄ "	24 ¹ / ₄ "	16 ⁷ / ₈ "	25 ⁷ / ₈ "	15 ¹ / ₄ "	24 ¹ / ₄ "	14 ⁵ / ₈ "	23 ⁵ / ₈ "	15 ⁵ / ₈ "	24 ⁵ / ₈ "
WPG2430/WPG243015	18 ⁵ / ₈ "	24 ⁵ / ₈ "	18 ¹ / ₄ "	24 ¹ / ₄ "	19 ⁵ / ₈ "	25 ⁷ / ₈ "	18 ¹ / ₄ "	24 ¹ / ₄ "	17 ⁵ / ₈ "	23 ⁵ / ₈ "	18 ⁵ / ₈ "	24 ⁵ / ₈ "
DCPG2430	9 ⁵ / ₈ "	24 ⁵ / ₈ "	9 ¹ / ₄ "	24 ¹ / ₄ "	10 ⁷ / ₈ "	25 ⁷ / ₈ "	12 ¹ / ₄ "	24 ¹ / ₄ "	11 ⁵ / ₈ "	23 ⁵ / ₈ "	12 ⁵ / ₈ "	24 ⁵ / ₈ "
WPG2730*/WPG273015*	8 ¹ / ₈ "	24 ⁵ / ₈ "	•	•	9 ³ / ₈ "	25 ⁷ / ₈ "	7 ³ / ₄ "	24 ¹ / ₄ "	6 ⁵ / ₈ "	23 ⁵ / ₈ "	8 ¹ / ₈ "	24 ⁵ / ₈ "
WPG2730B/WPG273015B	8 ⁵ / ₁₆ "	24 ⁵ / ₈ "	7 ¹⁵ / ₁₆ "	24 ¹ / ₄ "	9 ⁹ / ₁₆ "	25 ⁷ / ₈ "	8 ³ / ₄ "	24 ¹ / ₄ "	7 ⁵ / ₈ "	23 ⁵ / ₈ "	9 ¹ / ₈ "	24 ⁵ / ₈ "
DCPG2730												

Glass Size Chart for Wall Prepped for Glass Cabinets (continued)

	Briarcliff II Dryden Durham Eastland Overton Wentworth		Korbett <i>New</i>		Harrison Winstead		Benton Saybrooke		Grayson Landen		Ayden Avalon Oakland Pioneer Radford Sinclair Westbury	
	Width	Height	Width	Height	Width	Height	Width	Height	Width	Height	Width	Height
RECOMMENDED GLASS SIZES												
WPG2424	18 ⁵ / ₈ "	18 ⁵ / ₈ "	18 ¹ / ₄ "	18 ¹ / ₄ "	19 ⁷ / ₈ "	19 ⁷ / ₈ "	18 ¹ / ₄ "	18 ¹ / ₄ "	17 ¹ / ₈ "	17 ¹ / ₈ "	18 ⁵ / ₈ "	18 ⁵ / ₈ "
WPG2724*	8 ¹ / ₈ "	18 ⁵ / ₈ "	•	•	9 ³ / ₈ "	19 ⁷ / ₈ "	7 ³ / ₄ "	18 ¹ / ₄ "	6 ⁵ / ₈ "	17 ¹ / ₈ "	8 ¹ / ₈ "	18 ⁵ / ₈ "
WPG2724B	8 ¹ / ₁₆ "	18 ⁵ / ₈ "	7 ¹⁵ / ₁₆ "	18 ¹ / ₄ "	9 ⁷ / ₁₆ "	19 ⁷ / ₈ "	8 ³ / ₄ "	18 ¹ / ₄ "	7 ⁵ / ₈ "	17 ¹ / ₈ "	9 ¹ / ₈ "	18 ⁵ / ₈ "
WPG3024*/WPG302415*	9 ⁵ / ₈ "	18 ⁵ / ₈ "	•	•	10 ⁷ / ₈ "	19 ⁷ / ₈ "	9 ¹ / ₄ "	18 ¹ / ₄ "	8 ¹ / ₈ "	17 ¹ / ₈ "	9 ⁵ / ₈ "	18 ⁵ / ₈ "
WPG3024B/WPG302415B	9 ¹³ / ₁₆ "	18 ⁵ / ₈ "	9 ¹ / ₁₆ "	18 ¹ / ₄ "	11 ¹ / ₁₆ "	19 ⁷ / ₈ "	10 ¹ / ₄ "	18 ¹ / ₄ "	9 ¹ / ₈ "	17 ¹ / ₈ "	10 ⁵ / ₈ "	18 ⁵ / ₈ "
PWPG3024*	9 ⁵ / ₈ "	18 ⁵ / ₈ "	•	•	10 ⁷ / ₈ "	19 ⁷ / ₈ "	9 ¹ / ₄ "	18 ¹ / ₄ "	8 ¹ / ₈ "	17 ¹ / ₈ "	9 ⁵ / ₈ "	18 ⁵ / ₈ "
PWPG3024B	9 ¹³ / ₁₆ "	18 ⁵ / ₈ "	9 ¹ / ₁₆ "	18 ¹ / ₄ "	11 ¹ / ₁₆ "	19 ⁷ / ₈ "	10 ¹ / ₄ "	18 ¹ / ₄ "	9 ¹ / ₈ "	17 ¹ / ₈ "	10 ⁵ / ₈ "	18 ⁵ / ₈ "
WPG3324*	11 ¹ / ₈ "	18 ⁵ / ₈ "	•	•	12 ³ / ₈ "	19 ⁷ / ₈ "	10 ³ / ₄ "	18 ¹ / ₄ "	9 ⁵ / ₈ "	17 ¹ / ₈ "	11 ¹ / ₈ "	18 ⁵ / ₈ "
WPG3324B	11 ⁵ / ₁₆ "	18 ⁵ / ₈ "	10 ¹⁵ / ₁₆ "	18 ¹ / ₄ "	12 ⁹ / ₁₆ "	19 ⁷ / ₈ "	11 ³ / ₄ "	18 ¹ / ₄ "	10 ⁵ / ₈ "	17 ¹ / ₈ "	12 ¹ / ₈ "	18 ⁵ / ₈ "
WPG3624*/WPG362415*	12 ⁵ / ₈ "	18 ⁵ / ₈ "	•	•	13 ³ / ₈ "	19 ⁷ / ₈ "	12 ¹ / ₄ "	18 ¹ / ₄ "	11 ¹ / ₈ "	17 ¹ / ₈ "	12 ⁵ / ₈ "	18 ⁵ / ₈ "
WPG3624B/WPG362415B	12 ¹³ / ₁₆ "	18 ⁵ / ₈ "	12 ⁷ / ₁₆ "	18 ¹ / ₄ "	14 ¹ / ₁₆ "	19 ⁷ / ₈ "	13 ¹ / ₄ "	18 ¹ / ₄ "	12 ⁵ / ₈ "	17 ¹ / ₈ "	13 ⁵ / ₈ "	18 ⁵ / ₈ "
PWPG3624*	12 ⁵ / ₈ "	18 ⁵ / ₈ "	•	•	13 ³ / ₈ "	19 ⁷ / ₈ "	12 ¹ / ₄ "	18 ¹ / ₄ "	11 ¹ / ₈ "	17 ¹ / ₈ "	12 ⁵ / ₈ "	18 ⁵ / ₈ "
PWPG3624B	12 ¹³ / ₁₆ "	18 ⁵ / ₈ "	12 ⁷ / ₁₆ "	18 ¹ / ₄ "	14 ¹ / ₁₆ "	19 ⁷ / ₈ "	13 ¹ / ₄ "	18 ¹ / ₄ "	12 ⁵ / ₈ "	17 ¹ / ₈ "	13 ⁵ / ₈ "	18 ⁵ / ₈ "
WPG3021*/WPG302115*	9 ⁵ / ₈ "	15 ⁵ / ₈ "	•	•	10 ⁷ / ₈ "	16 ⁷ / ₈ "	9 ¹ / ₄ "	15 ¹ / ₄ "	8 ¹ / ₈ "	14 ⁵ / ₈ "	9 ⁵ / ₈ "	15 ⁵ / ₈ "
WPG3021B/WPG302115B	9 ¹³ / ₁₆ "	15 ⁵ / ₈ "	9 ¹ / ₁₆ "	15 ¹ / ₄ "	11 ¹ / ₁₆ "	16 ⁷ / ₈ "	10 ¹ / ₄ "	15 ¹ / ₄ "	9 ¹ / ₈ "	14 ⁵ / ₈ "	10 ⁵ / ₈ "	15 ⁵ / ₈ "
WPG3621*/WPG362115*	12 ⁵ / ₈ "	15 ⁵ / ₈ "	•	•	13 ³ / ₈ "	16 ⁷ / ₈ "	12 ¹ / ₄ "	15 ¹ / ₄ "	11 ¹ / ₈ "	14 ⁵ / ₈ "	12 ⁵ / ₈ "	15 ⁵ / ₈ "
WPG3621B/WPG362115B	12 ¹³ / ₁₆ "	15 ⁵ / ₈ "	12 ⁷ / ₁₆ "	15 ¹ / ₄ "	14 ¹ / ₁₆ "	16 ⁷ / ₈ "	13 ¹ / ₄ "	15 ¹ / ₄ "	12 ⁵ / ₈ "	14 ⁵ / ₈ "	13 ⁵ / ₈ "	15 ⁵ / ₈ "
WPG2418	18 ⁵ / ₈ "	12 ⁵ / ₈ "	18 ¹ / ₄ "	12 ¹ / ₄ "	19 ⁷ / ₈ "	13 ³ / ₈ "	18 ¹ / ₄ "	12 ¹ / ₄ "	17 ¹ / ₈ "	11 ¹ / ₈ "	18 ⁵ / ₈ "	12 ⁵ / ₈ "
WPG2718*	8 ¹ / ₈ "	12 ⁵ / ₈ "	•	•	9 ³ / ₈ "	13 ⁷ / ₈ "	7 ³ / ₄ "	12 ¹ / ₄ "	6 ⁵ / ₈ "	11 ¹ / ₈ "	8 ¹ / ₈ "	12 ⁵ / ₈ "
WPG2718B	8 ¹ / ₁₆ "	12 ⁵ / ₈ "	7 ¹⁵ / ₁₆ "	12 ¹ / ₄ "	9 ⁷ / ₁₆ "	13 ⁷ / ₈ "	8 ³ / ₄ "	12 ¹ / ₄ "	7 ⁵ / ₈ "	11 ¹ / ₈ "	9 ¹ / ₈ "	12 ⁵ / ₈ "
WPG3018*	9 ⁵ / ₈ "	12 ⁵ / ₈ "	•	•	10 ⁷ / ₈ "	13 ³ / ₈ "	9 ¹ / ₄ "	12 ¹ / ₄ "	8 ¹ / ₈ "	11 ¹ / ₈ "	9 ⁵ / ₈ "	12 ⁵ / ₈ "
WPG3018B	9 ¹³ / ₁₆ "	12 ⁵ / ₈ "	9 ¹ / ₁₆ "	12 ¹ / ₄ "	11 ¹ / ₁₆ "	13 ³ / ₈ "	10 ¹ / ₄ "	12 ¹ / ₄ "	9 ¹ / ₈ "	11 ¹ / ₈ "	10 ⁵ / ₈ "	12 ⁵ / ₈ "
WPG3318*	11 ¹ / ₈ "	12 ⁵ / ₈ "	•	•	12 ³ / ₈ "	13 ⁷ / ₈ "	10 ³ / ₄ "	12 ¹ / ₄ "	9 ⁵ / ₈ "	11 ¹ / ₈ "	11 ¹ / ₈ "	12 ⁵ / ₈ "
WPG3318B	11 ⁵ / ₁₆ "	12 ⁵ / ₈ "	10 ¹⁵ / ₁₆ "	12 ¹ / ₄ "	12 ⁹ / ₁₆ "	13 ⁷ / ₈ "	11 ³ / ₄ "	12 ¹ / ₄ "	10 ⁵ / ₈ "	11 ¹ / ₈ "	12 ¹ / ₈ "	12 ⁵ / ₈ "
WPG3618*	12 ⁵ / ₈ "	12 ⁵ / ₈ "	•	•	13 ³ / ₈ "	13 ³ / ₈ "	12 ¹ / ₄ "	12 ¹ / ₄ "	11 ¹ / ₈ "	11 ¹ / ₈ "	12 ⁵ / ₈ "	12 ⁵ / ₈ "
WPG3618B	12 ¹³ / ₁₆ "	12 ⁵ / ₈ "	12 ⁷ / ₁₆ "	12 ¹ / ₄ "	14 ¹ / ₁₆ "	13 ³ / ₈ "	13 ¹ / ₄ "	12 ¹ / ₄ "	12 ⁵ / ₈ "	11 ¹ / ₈ "	13 ⁵ / ₈ "	12 ⁵ / ₈ "
WPG3918	14 ¹ / ₈ "	12 ⁵ / ₈ "	13 ³ / ₈ "	12 ¹ / ₄ "	15 ³ / ₈ "	13 ⁷ / ₈ "	13 ³ / ₄ "	12 ¹ / ₄ "	12 ⁵ / ₈ "	11 ¹ / ₈ "	14 ¹ / ₈ "	12 ⁵ / ₈ "
WPG4218	15 ⁵ / ₈ "	12 ⁵ / ₈ "	15 ¹ / ₄ "	12 ¹ / ₄ "	16 ⁷ / ₈ "	13 ⁷ / ₈ "	15 ¹ / ₄ "	12 ¹ / ₄ "	14 ¹ / ₈ "	11 ¹ / ₈ "	15 ⁵ / ₈ "	12 ⁵ / ₈ "
WPG3014*	9 ⁵ / ₈ "	8 ⁵ / ₈ "	•	•	10 ⁷ / ₈ "	9 ⁷ / ₈ "	9 ¹ / ₄ "	8 ¹ / ₄ "	8 ¹ / ₈ "	7 ¹ / ₈ "	9 ⁵ / ₈ "	8 ⁵ / ₈ "
WPG3014B	9 ¹³ / ₁₆ "	8 ⁵ / ₈ "	9 ¹ / ₁₆ "	8 ¹ / ₄ "	11 ¹ / ₁₆ "	9 ⁷ / ₈ "	10 ¹ / ₄ "	8 ¹ / ₄ "	9 ¹ / ₈ "	7 ¹ / ₈ "	10 ⁵ / ₈ "	8 ⁵ / ₈ "
WPG3314*	11 ¹ / ₈ "	8 ⁵ / ₈ "	•	•	12 ³ / ₈ "	9 ⁷ / ₈ "	10 ³ / ₄ "	8 ¹ / ₄ "	9 ⁵ / ₈ "	7 ¹ / ₈ "	11 ¹ / ₈ "	8 ⁵ / ₈ "
WPG3314B	11 ⁵ / ₁₆ "	8 ⁵ / ₈ "	10 ¹⁵ / ₁₆ "	8 ¹ / ₄ "	12 ⁹ / ₁₆ "	9 ⁷ / ₈ "	11 ³ / ₄ "	8 ¹ / ₄ "	10 ⁵ / ₈ "	7 ¹ / ₈ "	12 ¹ / ₈ "	8 ⁵ / ₈ "
WPG3614*	12 ⁵ / ₈ "	8 ⁵ / ₈ "	•	•	13 ³ / ₈ "	9 ⁷ / ₈ "	12 ¹ / ₄ "	8 ¹ / ₄ "	11 ¹ / ₈ "	7 ¹ / ₈ "	12 ⁵ / ₈ "	8 ⁵ / ₈ "
WPG3614B	12 ¹³ / ₁₆ "	8 ⁵ / ₈ "	12 ⁷ / ₁₆ "	8 ¹ / ₄ "	14 ¹ / ₁₆ "	9 ⁷ / ₈ "	13 ¹ / ₄ "	8 ¹ / ₄ "	12 ⁵ / ₈ "	7 ¹ / ₈ "	13 ⁵ / ₈ "	8 ⁵ / ₈ "
WPG3914	14 ¹ / ₈ "	8 ⁵ / ₈ "	13 ³ / ₈ "	8 ¹ / ₄ "	15 ³ / ₈ "	9 ⁷ / ₈ "	13 ³ / ₄ "	8 ¹ / ₄ "	12 ⁵ / ₈ "	7 ¹ / ₈ "	14 ¹ / ₈ "	8 ⁵ / ₈ "
WPG4214 (OUTER)	8 ¹ / ₈ "	8 ⁵ / ₈ "	7 ³ / ₄ "	8 ¹ / ₄ "	9 ³ / ₈ "	9 ⁷ / ₈ "	7 ³ / ₄ "	8 ¹ / ₄ "	6 ⁵ / ₈ "	7 ¹ / ₈ "	8 ¹ / ₈ "	8 ⁵ / ₈ "
WPG4214 (MIDDLE)	9 ⁵ / ₈ "	8 ⁵ / ₈ "	9 ¹ / ₄ "	8 ¹ / ₄ "	10 ³ / ₈ "	9 ⁷ / ₈ "	9 ¹ / ₄ "	8 ¹ / ₄ "	8 ¹ / ₈ "	7 ¹ / ₈ "	9 ⁵ / ₈ "	8 ⁵ / ₈ "
WPG4814 (OUTER)	11 ¹ / ₈ "	8 ⁵ / ₈ "	10 ³ / ₄ "	8 ¹ / ₄ "	12 ³ / ₈ "	9 ⁷ / ₈ "	10 ³ / ₄ "	8 ¹ / ₄ "	9 ⁵ / ₈ "	7 ¹ / ₈ "	11 ¹ / ₈ "	8 ⁵ / ₈ "
WPG4814 (MIDDLE)	9 ⁵ / ₈ "	8 ⁵ / ₈ "	9 ¹ / ₄ "	8 ¹ / ₄ "	10 ⁷ / ₈ "	9 ⁷ / ₈ "	9 ¹ / ₄ "	8 ¹ / ₄ "	8 ¹ / ₈ "	7 ¹ / ₈ "	9 ⁵ / ₈ "	8 ⁵ / ₈ "
WPG3012*	9 ⁵ / ₈ "	6 ⁵ / ₈ "	•	•	10 ⁷ / ₈ "	7 ⁷ / ₈ "	9 ¹ / ₄ "	6 ¹ / ₄ "	8 ¹ / ₈ "	5 ¹ / ₈ "	9 ⁵ / ₈ "	6 ⁵ / ₈ "
WPG3012B	9 ¹³ / ₁₆ "	6 ⁵ / ₈ "	9 ¹ / ₁₆ "	6 ¹ / ₄ "	11 ¹ / ₁₆ "	7 ⁷ / ₈ "	10 ¹ / ₄ "	6 ¹ / ₄ "	9 ¹ / ₈ "	5 ¹ / ₈ "	10 ⁵ / ₈ "	6 ⁵ / ₈ "
WPG3312*	11 ¹ / ₈ "	6 ⁵ / ₈ "	•	•	12 ³ / ₈ "	7 ⁷ / ₈ "	10 ³ / ₄ "	6 ¹ / ₄ "	9 ⁵ / ₈ "	5 ¹ / ₈ "	11 ¹ / ₈ "	6 ⁵ / ₈ "
WPG3312B	11 ⁵ / ₁₆ "	6 ⁵ / ₈ "	10 ¹⁵ / ₁₆ "	6 ¹ / ₄ "	12 ⁹ / ₁₆ "	7 ⁷ / ₈ "	11 ³ / ₄ "	6 ¹ / ₄ "	10 ⁵ / ₈ "	5 ¹ / ₈ "	12 ¹ / ₈ "	6 ⁵ / ₈ "
WPG3612*	12 ⁵ / ₈ "	6 ⁵ / ₈ "	•	•	13 ³ / ₈ "	7 ⁷ / ₈ "	12 ¹ / ₄ "	6 ¹ / ₄ "	11 ¹ / ₈ "	5 ¹ / ₈ "	12 ⁵ / ₈ "	6 ⁵ / ₈ "
WPG3612B	12 ¹³ / ₁₆ "	6 ⁵ / ₈ "	12 ⁷ / ₁₆ "	6 ¹ / ₄ "	14 ¹ / ₁₆ "	7 ⁷ / ₈ "	13 ¹ / ₄ "	6 ¹ / ₄ "	12 ⁵ / ₈ "	5 ¹ / ₈ "	13 ⁵ / ₈ "	6 ⁵ / ₈ "
WPG3912	14 ¹ / ₈ "	6 ⁵ / ₈ "	•	•	15 ³ / ₈ "	7 ⁷ / ₈ "	13 ³ / ₄ "	6 ¹ / ₄ "	12 ⁵ / ₈ "	5 ¹ / ₈ "	14 ¹ / ₈ "	6 ⁵ / ₈ "
WPG4212 (OUTER)	8 ¹ / ₈ "	6 ⁵ / ₈ "	7 ³ / ₄ "	6 ¹ / ₄ "	9 ³ / ₈ "	7 ⁷ / ₈ "	7 ³ / ₄ "	6 ¹ / ₄ "	6 ⁵ / ₈ "	5 ¹ / ₈ "	8 ¹ / ₈ "	6 ⁵ / ₈ "
WPG4212 (MIDDLE)	9 ⁵ / ₈ "	6 ⁵ / ₈ "	9 ¹ / ₄ "	6 ¹ / ₄ "	10 ⁷ / ₈ "	7 ⁷ / ₈ "	9 ¹ / ₄ "	6 ¹ / ₄ "	8 ¹ / ₈ "	5 ¹ / ₈ "	9 ⁵ / ₈ "	6 ⁵ / ₈ "
WPG4812 (OUTER)	11 ¹ / ₈ "	6 ⁵ / ₈ "	10 ³ / ₄ "	6 ¹ / ₄ "	12 ³ / ₈ "	7 ⁷ / ₈ "	10 ³ / ₄ "	6 ¹ / ₄ "	9 ⁵ / ₈ "	5 ¹ / ₈ "	11 ¹ / ₈ "	6 ⁵ / ₈ "
WPG4812 (MIDDLE)	9 ⁵ / ₈ "											